


Remove the transmission mounting bolts and nuts.

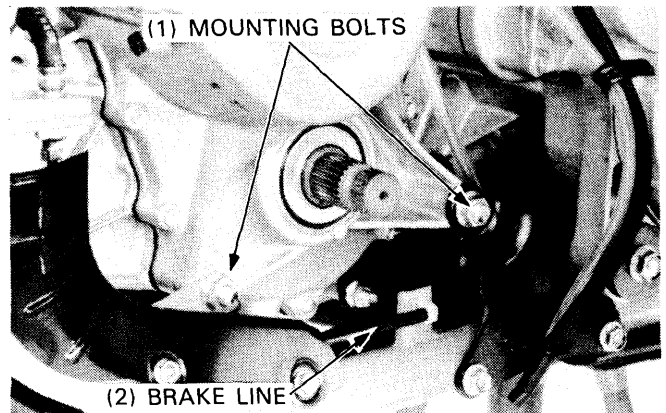
(1) MOUNTING BOLTS



Remove the transmission mounting bolts and nuts, then remove the transmission from the frame.

NOTE

- When removing the transmission, do not damage the brake line.

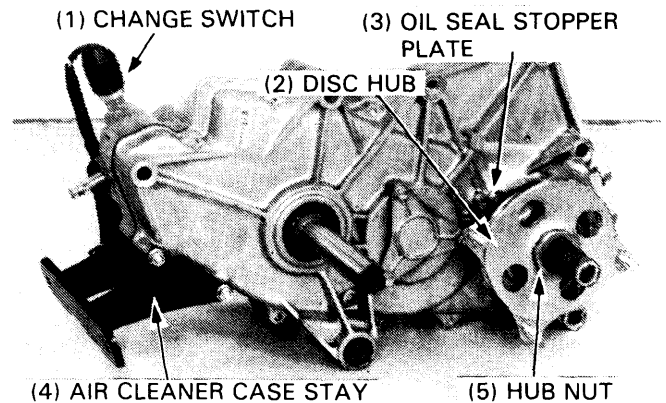


DISASSEMBLY

Remove the air cleaner case stay and change switch from the transmission.

Remove the brake disc hub nut and the disc hub using a universal holder 07724-0050000 and lock nut wrench, 07916-MB0000 (page 12-13).

Remove the oil seal stopper plate.



Remove the 12 transmission case bolts and clamp.
Remove the transmission cover.

