


## CRANKCASE SEPARATION


Remove the cam chain.  
 Remove the bolt, washer, collar and cam chain slider.  
 Remove the right crankcase bolt.




Remove the left crankcase bolts in a crisscross pattern in 2 or 3 steps then remove the clutch cable clamp.

*Do not pry the crankcase apart with a screwdriver.*

Place the engine with the left crankcase down and remove the right crankcase.



Remove the reverse gear shift fork.



Remove the dowel pins and gasket.

