


## ENGINE REMOVAL/INSTALLATION

Turn the rear axle bearing holder to obtain maximum drive chain slack (page 4-22).

Remove the bolt, washer and drive sprocket from the countershaft.


Remove the drive sprocket from the drive chain.



Remove the crankcase breather hose clamp. ('04 - '05 model only)


Remove the upper engine hanger nut, bolt, two collars.

Remove the engine hanger plate bolts and hanger plates.



Remove the front engine hanger nut, bolt and two collars.

Remove the engine hanger plate bolts and hanger plates.



Remove the lower engine hanger nut, bolt and two collars.

