






22. Install the kick crank assembly onto the kick shaft.




25. Install the fan cover.



23. Carefully install the engine into the chassis. Secure the engine with the engine mounting bolts.




26. Connect the exhaust pipe to the engine and frame mounting areas.



24. Connect the oil cable to the oil pump. Tighten the cable.



27. Install the air box and carburetor.



28. Install the body panels.