



- Install the cam chain tensioner.




CAMSHAFT

- Align the line (A) on the generator rotor with the index mark (B) on the crankcase.



CAUTION

Pull the cam chain upward, or the chain will be caught between crankcase and cam drive sprocket.



- Align the marks (A) on the camshaft so that they are parallel with the surface of the cylinder head.

NOTE:

Do not rotate the generator while doing this. When the sprocket is not positioned correctly, turn the sprocket.

- Engage the chain on the cam sprocket with the locating pin hole (B) as shown.

